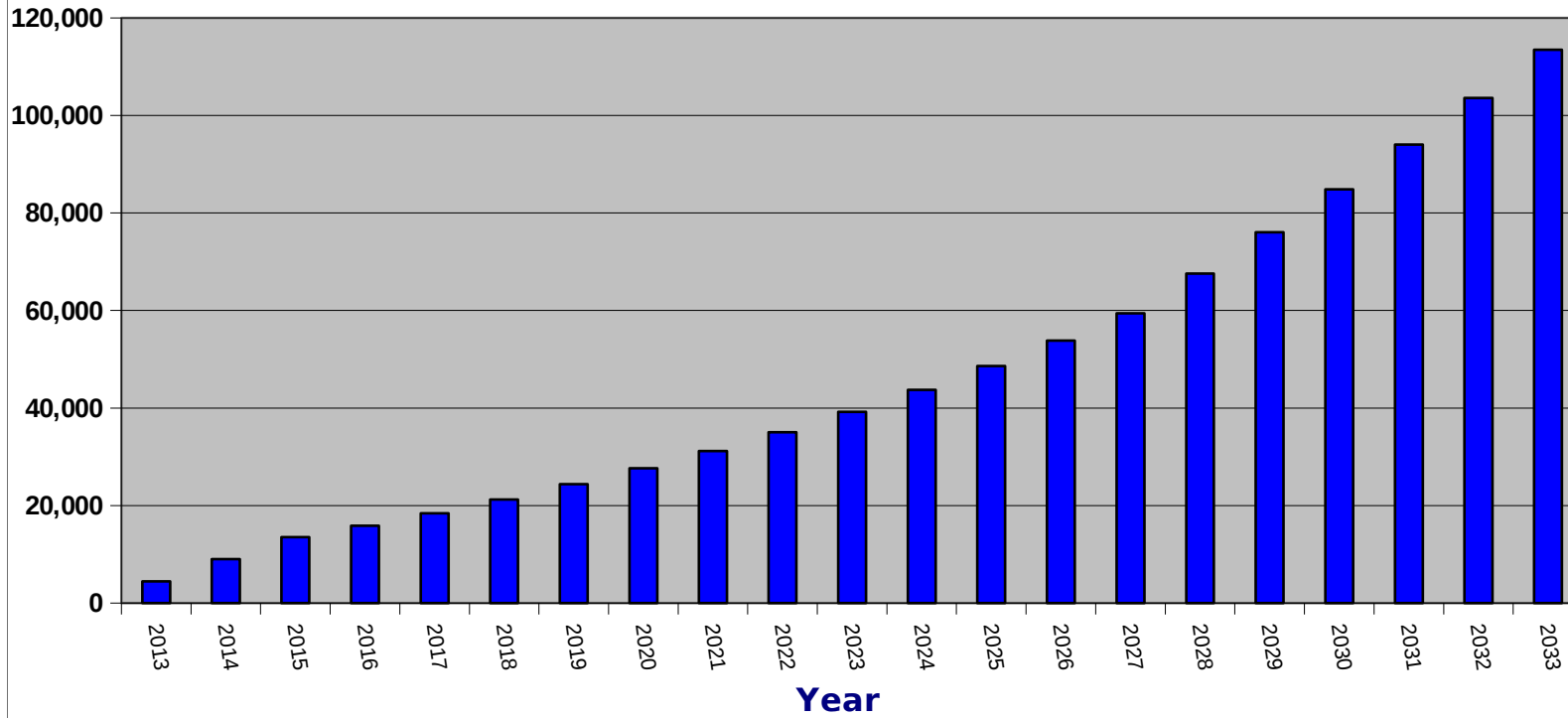
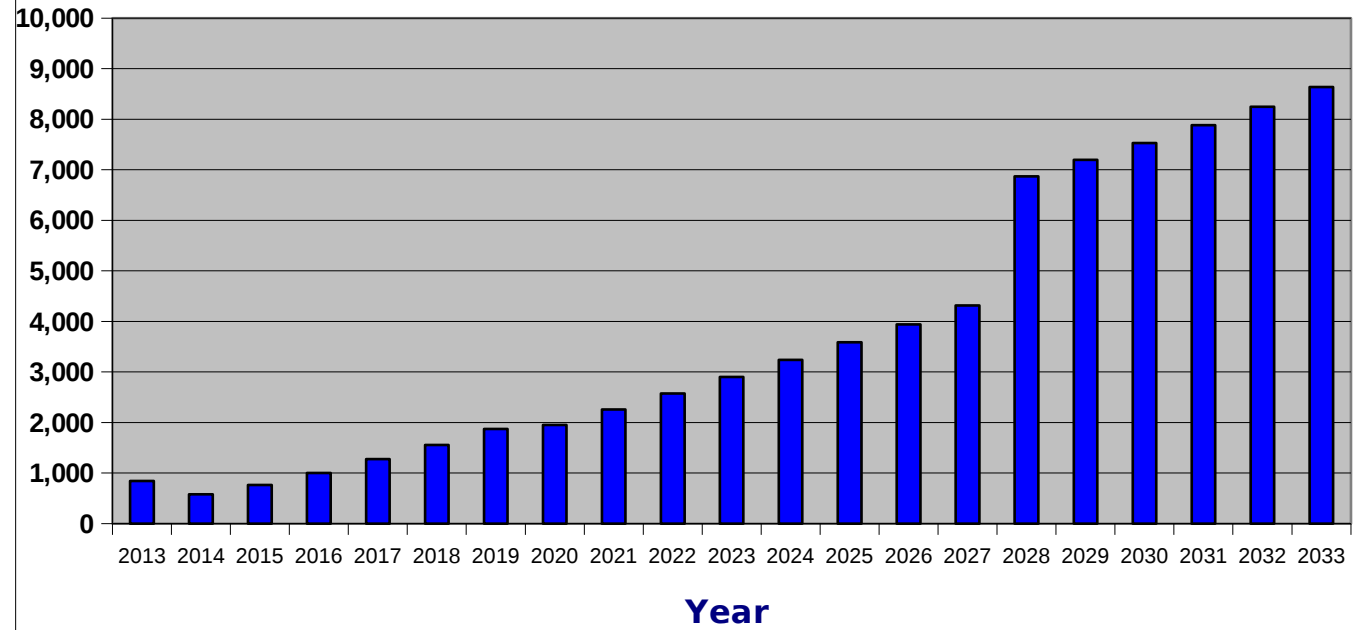


Accumulated community benefit (£)

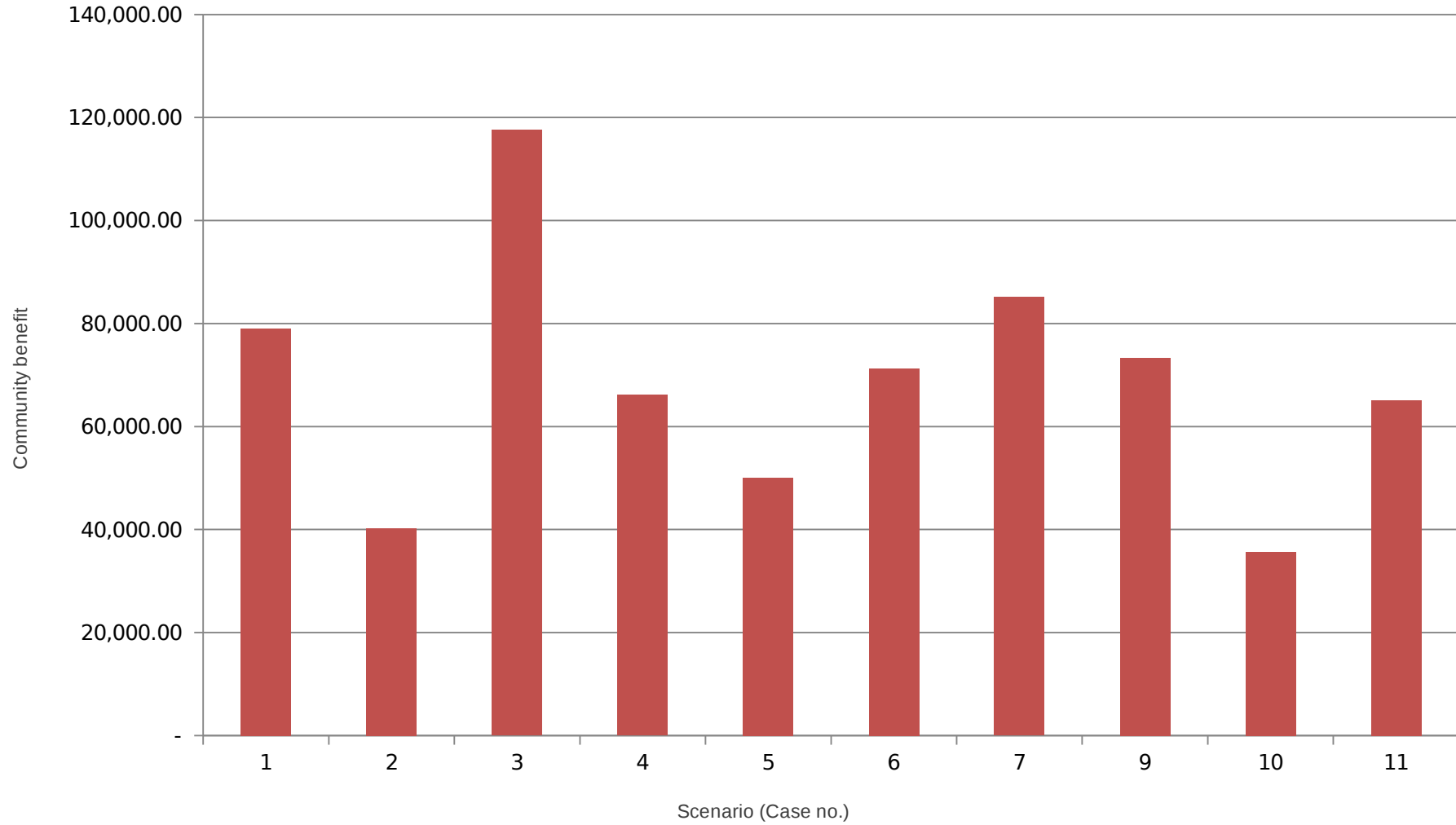


Annual Community Benefit



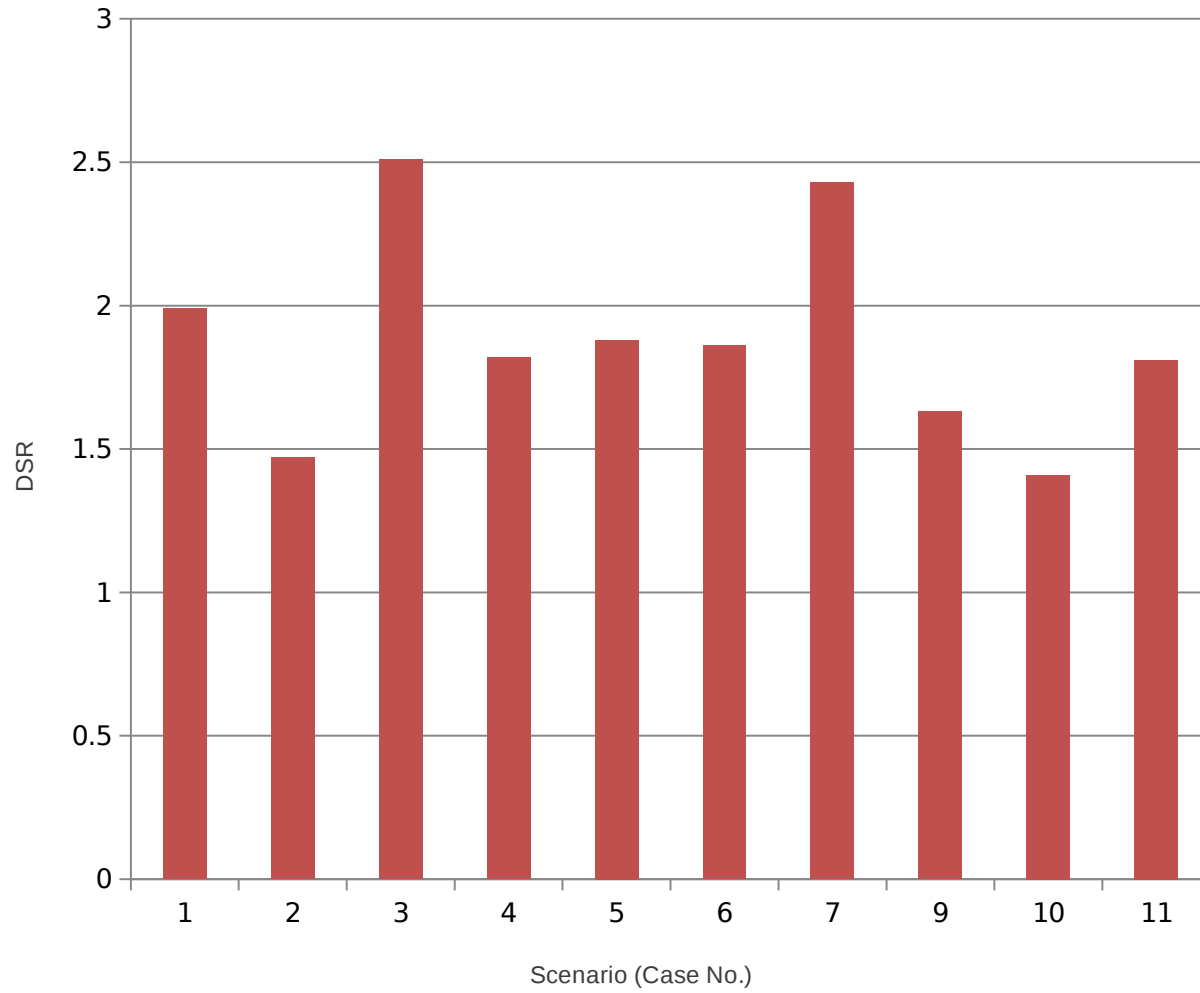
Case No.	Case Description	Shares issued	Share term	Share interest	Inflation	Total FiT Payment	Load factor	Main Capex	Total Grant	Decommissioning reserve	Community Benefit	Minimum DSR
1	Base	28000	15	4%	4%	29.6	28%	55689	30000	5200	78,991	1.99
2	Capacity factor 22%	28000	15	4%	4%	29.6	22%	55689	30000	5200	40,257	1.47
3	Capacity factor 34%	28000	15	4%	4%	29.6	34%	55689	30000	5200	117,543	2.51
4	Capacity factor 26%	28000	15	4%	4%	29.6	26%	55689	30000	5200	66,141	1.82
5	Inflation at 2%	28000	15	4%	2%	29.6	28%	55689	30000	5200	50,064	1.88
6	£5,000 extra capex	30000	15	4%	4%	29.6	28%	60689	30000	5200	71,273	1.86
7	£5,000 extra grant	23000	15	4%	4%	29.6	28%	55689	35000	5200	85,161	2.43
9	12 year share buyback	28000	12	4%	4%	29.6	28%	55689	30000	5200	73,298	1.63
10	FiT 21.0p/kWh	28000	15	4%	4%	22.5	28%	55689	30000	5200	35,622	1.41
11	FiT 21.0p/kWh	28000	15	4%	4%	22.5	34%	55689	30000	5200	65,135	1.81

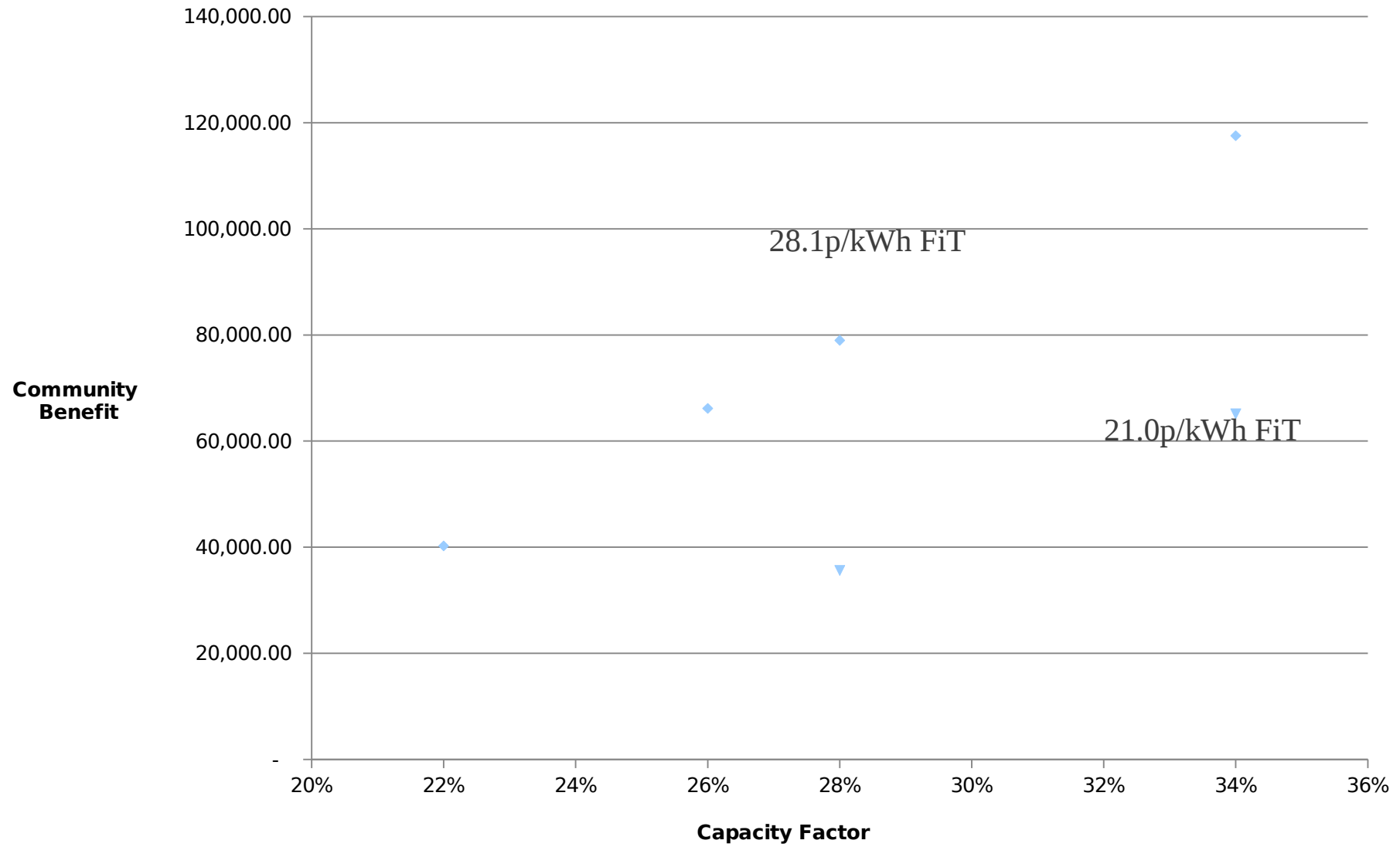
Community Benefit for different scenarios



Minimum DSR

Debt Service Ratio





Summary financials 2013 to 2017

PCP Profit and Loss account 2012-2017

	2013	2014	2015	2016	2017	Total
Revenue	5,808	7,551	7,853	8,167	8,494	37,872
Overheads						
Operating costs	3,591	1,345	1,407	1,473	1,544	9,359
Decommissioning fund	-	2,700	2,500	-	-	-
Share interest payable	-	1,120	1,120	1,027	933	4,200
Depreciation	1,284	1,284	1,284	1,284	1,284	6,422
Taxation payable	92	525	776	1,049	1,126	3,567
Total	4,967	6,974	7,087	4,833	4,887	23,548
Profit/(loss)	840.93	576.76	765.92	3,333.88	3,606.46	

PCP Balance of Account 2013-2017

	2013	2014	2015	2016
	£	£	£	£
Fixed assets				
Intangible assets	-	-	-	-
Tangible assets	52,905	50,120	47,336	44,551
Investments	-	-	-	-
	<hr/>	<hr/>	<hr/>	<hr/>
	52,905	50,120	47,336	44,551
Current assets				
Stock	-	-	-	-
Debtors				
Trade debtors	-	-	-	-
Prepayments and accrued income	-	-	-	-
Cash at bank and in hand	4,436	8,998	13,548	15,833
	<hr/>	<hr/>	<hr/>	<hr/>
	4,436	8,998	13,548	15,833
Creditors: amounts falling due within one year				
Bank loans and overdrafts	-	-	-	-
Trade creditors	-	-	-	-
Other creditors including tax and social security	-	-	-	-
Accruals and deferred income	-	-	-	-
	<hr/>	<hr/>	<hr/>	<hr/>
	-	-	-	-
Net current assets	4,436	8,998	13,548	15,833
Total assets less current liabilities	57,341	59,118	60,884	60,384
Creditors: amounts falling due after more than one year				
Bank loan	-	-	-	-
	<hr/>	<hr/>	<hr/>	<hr/>
Net assets	57,341	59,118	60,884	60,384
Capital and reserves				
Called up share capital	28,000	28,000	28,000	25,667
Grant reserve	28,500	27,000	25,500	24,000
Profit and loss account	841	577	766	3,334
Community benefit fund	-	841	1,418	2,184
Decommissioning fund	-	2,700	5,200	5,200
	<hr/>	<hr/>	<hr/>	<hr/>
Shareholders' funds	57,341	59,118	60,884	60,384

